

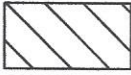



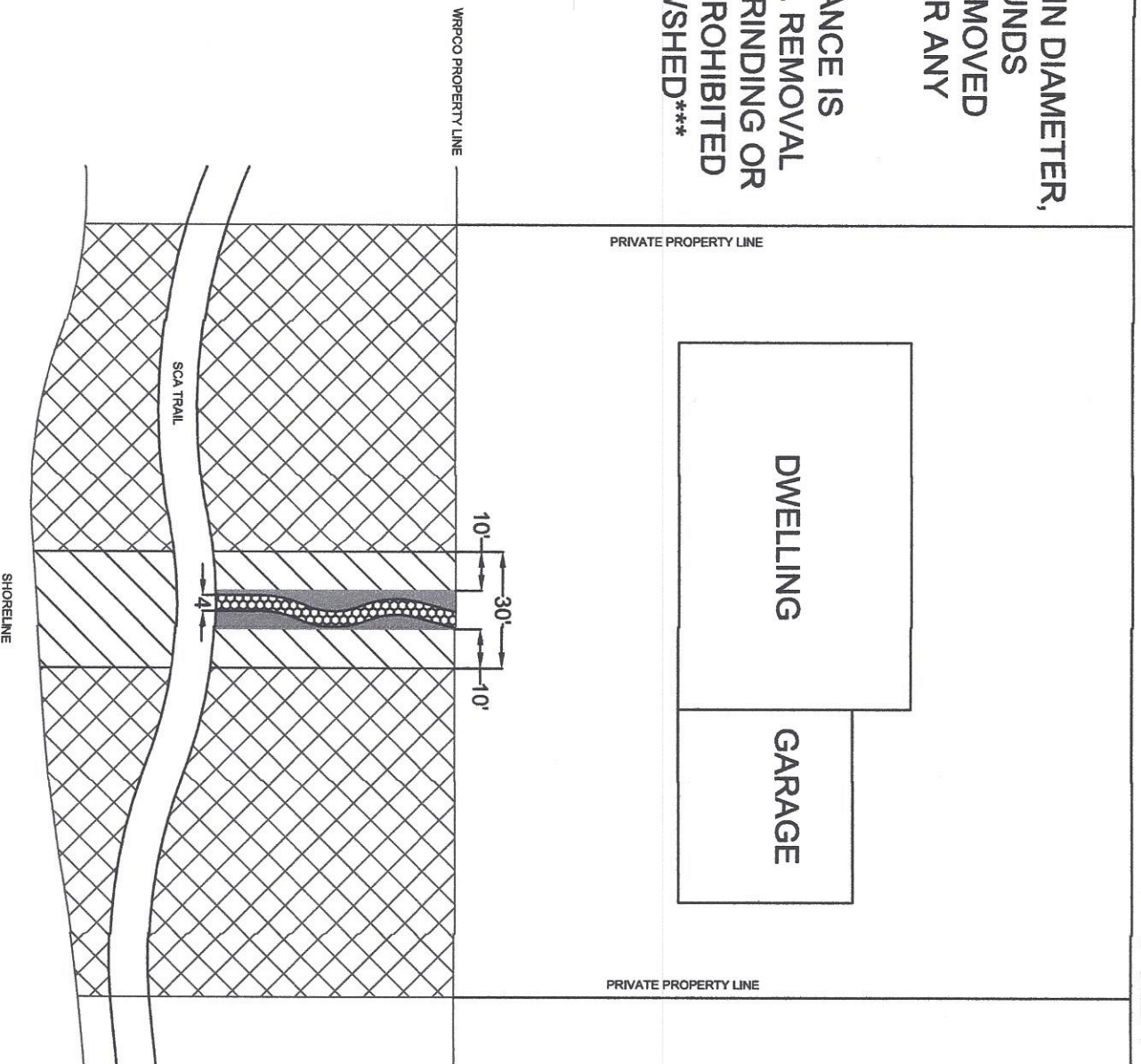
# VIEWSHED SUPPLEMENTAL DIAGRAM - PLAN VIEW

\*\*\* TREES 2 INCHES OR GREATER IN DIAMETER, MEASURED AT 5' FROM THE GROUNDS SURFACE CANNOT BE CUT OR REMOVED FROM WRPCO'S PROPERTY UNDER ANY CIRCUMSTANCE. \*\*\*

\*\*\* NO GROUND OR SOIL DISTURBANCE IS ALLOWED ON WRPCO PROPERTY. REMOVAL OF VEGETATION BY GRUBBING, GRINDING OR PULLING METHODS IS STRICTLY PROHIBITED DURING THE CREATION OF A VEIWSHED \*\*\*

LEGEND	
	4 FEET - ACCESS PATH TO SCA TRAIL. OPTION TO MOW VEGETATION AND/OR ADD MULCH, BUT NO SOIL DISTURBANCE IS ALLOWED.
	10 FEET - NO CUTTING EXCEPT FOR WOODY VEGETATION LESS THAN 2 INCHES IN DIAMETER, MEASURED AT 5' FROM THE GROUNDS SURFACE. NON-WOODY VEGETATION CAN BE MOWED BUT NO SOIL DISTURBANCE IS ALLOWED.
	30 FEET - NO CUTTING EXCEPT FOR WOODY VEGETATION LESS THAN 2 INCHES IN DIAMETER, MEASURED AT 5' FROM THE GROUNDS SURFACE AND NON-WOODY VEGETATION. ALL VEGETATION MUST REMAIN AT LEAST TWELVE(12) INCHES TALL ABOVE THE GROUNDS SURFACE.
	NO VEGETATION CAN BE CUT OR REMOVED. NO MOWING.





WOODY VEGETATION = TREES OR LARGE SHRUBS  
NON-WOODY VEGETATION = GRASS, SAPLINGS, FLOWERS, SMALL SHRUBS, ETC.



# VIEWSHED SUPPLEMENTAL DIAGRAM - PROFILE VIEW

\*\*\*TREES 2 INCHES OR GREATER IN DIAMETER, MEASURED AT 5' FROM THE GROUNDS SURFACE CANNOT BE CUT OR REMOVED FROM WRPCO'S PROPERTY UNDER ANY CIRCUMSTANCE.\*\*\*

\*\*\*NO GROUND OR SOIL DISTURBANCE IS ALLOWED ON WRPCO PROPERTY. REMOVAL OF VEGETATION BY GRUBBING, GRINDING OR PULLING METHODS IS STRICTLY PROHIBITED DURING THE CREATION OF A VEIWSHED\*\*\*

LEGEND	
	4 FEET - ACCESS PATH TO SCA TRAIL, OPTION TO MOW VEGETATION AND/OR ADD MULCH, BUT NO SOIL DISTURBANCE IS ALLOWED.
	10 FEET - NO CUTTING EXCEPT FOR WOODY VEGETATION LESS THAN 2 INCHES IN DIAMETER, MEASURED AT 5' FROM THE GROUNDS SURFACE. NON-WOODY VEGETATION CAN BE MOWED BUT NO SOIL DISTURBANCE IS ALLOWED.
	30 FEET - NO CUTTING EXCEPT FOR WOODY VEGETATION LESS THAN 2 INCHES IN DIAMETER, MEASURED AT 5' FROM THE GROUNDS SURFACE AND NON-WOODY VEGETATION. ALL VEGETATION MUST REMAIN AT LEAST TWELVE(12) INCHES TALL ABOVE THE GROUNDS SURFACE.
	NO VEGETATION CAN BE CUT OR REMOVED, NO MOWING.

\*WOODY VEGETATION = TREES OR LARGE SHRUBS  
 \*NON-WOODY VEGETATION = GRASS, SADDINGS, FLOWERS, SMALL SHRUBS, ETC.

